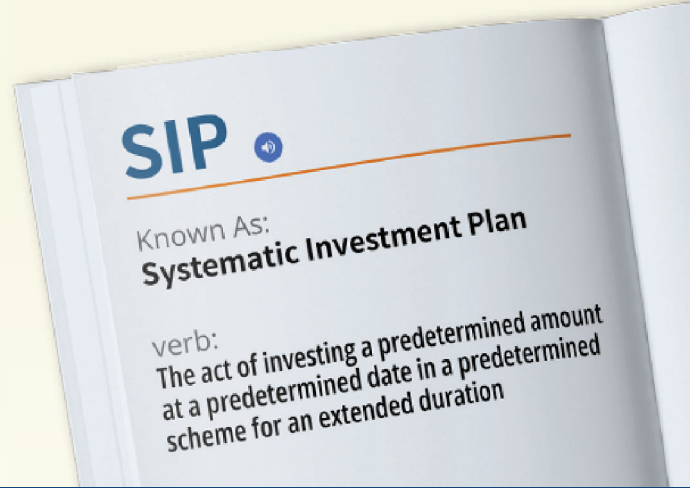


SIP:

A 3 Letter word leveraging your financial portfolio

Take advantage of Systematic Investment Plans



SIP PERFORMANCE OF HYBRID SCHEMES - REGULAR PLAN - GROWTH OPTION

(Data as on June 30, 2024) SIP installment of ₹10,000 per month.

MIRAE ASSET AGGRESSIVE HYBRID FUND[#] (formerly known as Mirae Asset Hybrid Equity Fund)

(Aggressive Hybrid Fund - An open ended hybrid scheme investing predominantly in equity and equity related instruments)

Period	Since Inception	7 Years	5 Years	3 Years	1 Year
Total Amount Invested	10,70,000	8,40,000	6,00,000	3,60,000	1,20,000
MKT Value as on 30th Jun, 2024	21,13,932	14,58,157	9,32,361	4,68,450	1,37,782
Fund Return ^{&} (%)	14.77	15.51	17.72	17.96	29.03
CRISIL Hybrid 35+65 -Aggressive Index ^{*&} (%)	14.75	15.63	17.68	18.13	29.03
BSE Sensex (TRI) ^{**&} (%) ^{##}	16.54	17.34	19.54	18.67	28.92

MIRAE ASSET EQUITY SAVINGS FUND

(Equity Savings Fund - An open ended scheme investing in equity, arbitrage and debt)

Period	Since Inception	5 Years	3 Years	1 Year
Total Amount Invested	6,60,000	6,00,000	3,60,000	1,20,000
MKT Value as on 30th Jun, 2024	9,40,751	8,31,335	4,36,154	1,31,475
Fund Return ^{&} (%)	12.84	13.04	12.93	18.48
Nifty Equity Savings Index ^{*&} (%)	11.04	11.25	11.49	16.02
CRISIL 10 Year Gilt Index ^{*&} (%)	5.45	5.28	6.61	8.70

MIRAE ASSET ARBITRAGE FUND

(Arbitrage Fund - An open ended scheme investing in arbitrage opportunities)

Period	Since Inception	3 Years	1 Year
Total Amount Invested	4,80,000	3,60,000	1,20,000
MKT Value as on 30th Jun, 2024	5,41,945	3,97,708	1,24,926
Fund Return ^{&} (%)	6.03	6.61	7.81
Nifty 50 Arbitrage Index ^{*&} (%)	6.40	6.97	7.83
CRISIL 1 Year T-Bill ^{**&} (%)	5.86	6.41	7.37

^{*}Scheme Benchmark ^{**}Additional Benchmark

[&]The SIP returns are calculated by XIRR approach assuming investment of 10,000/- on the 1st working day of every month.

^{##}Change in name of additional benchmark with effect from June 01, 2024.

MIRAE ASSET BALANCED ADVANTAGE FUND









(Balanced Advantage Fund - An open-ended Dynamic Asset Allocation Fund)

Period	Since Inception	1 Year
Total Amount Invested	2,20,000	1,20,000
MKT Value as on 30th Jun, 2024	2,62,992	1,33,656
Fund Return* (%)	20.11	22.10
Nifty 50 Hybrid Composite Debt 50:50 Index**& (%)	16.88	19.62
Nifty 50 Index (TRI)**& (%)	26.06	31.54

*Scheme Benchmark **Additional Benchmark

&The SIP returns are calculated by XIRR approach assuming investment of 10,000/- on the 1st working day of every month.

PRODUCT LABELLING

Name of the Scheme	These products are suitable for investors who are seeking*	Riskometer	
Mirae Asset Aggressive Hybrid Fund	<ul style="list-style-type: none"> Capital appreciation along with current income over long term Aggressive hybrid fund investing predominantly in equities & equity related instruments with balance exposure to debt & money market instruments 	<p>Scheme Riskometer</p>  <p>Investors understand that their principal will be at Very High Risk</p>	<p>Scheme Benchmark: CRISIL Hybrid 35+65 -Aggressive Index Benchmark Riskometer</p>  <p>The Benchmark is at Very High Risk</p>
Mirae Asset Equity Savings Fund	<ul style="list-style-type: none"> Capital appreciation and income distribution Investment in equity and equity related instruments, arbitrage opportunities and debt & money market instruments 	<p>Scheme Riskometer^</p>  <p>Investors understand that their principal will be at Moderately High Risk</p>	<p>Scheme Benchmark: Nifty Equity Savings Index Benchmark Riskometer</p>  <p>The Benchmark is at Moderate Risk</p>
Mirae Asset Balanced Advantage Fund	<ul style="list-style-type: none"> To generate long-term capital appreciation/income Investment in equity, equity related securities & debt, money market instruments while managing risk through active allocation 	<p>Scheme Riskometer</p>  <p>Investors understand that their principal will be at High Risk</p>	<p>Scheme Benchmark: Nifty 50 Hybrid Composite Debt 50-50 Index Benchmark Riskometer</p>  <p>The Benchmark is at High Risk</p>
Mirae Asset Arbitrage Fund	<ul style="list-style-type: none"> Income over short term Investments predominantly in arbitrage opportunities in the cash and derivative segments and the arbitrage opportunities available within the derivative segment 	<p>Scheme Riskometer</p>  <p>Investors understand that their principal will be at Low Risk</p>	<p>Scheme Benchmark: NIFTY 50 Arbitrage Index Benchmark Riskometer</p>  <p>The Benchmark is at Low Risk</p>

Past Performance may or may not be sustained in future

***Investors should consult their financial advisers if in doubt about whether the product is suitable for them.**

Note: For computation of since inception returns (%) the allotment NAV has been taken as ₹10.00.

Different Plans under the scheme has different expense structure. The reference and details provided here in are of Regular Plan - Growth Option

The performance of other funds managed by the same fund managers - [Click Here](#)

To download sebi format page - [Click Here](#)

#Pursuant to notice cum addendum no. 62/2023, the name of the schemes has been changed with effect from December 15, 2023

^As per notice cum addendum no. 30/2024 riskometer of the schemes has changed.

Please visit the website for more details <https://www.miraeassetmf.co.in/downloads/statutory-disclosure/addendum>

Mutual Fund investments are subject to market risks, read all scheme related documents carefully
Please consult your financial advisor or mutual fund distributor before investing